

THE COMPENSATION PLAN _ IN ONE PAGE

1_ CUSTOMER PROGRAM

Make % on every purchase your customers make:



CUSTOMER+ PROGRAM

Sign up 4 customers and start earning on customers your team enrolled. *Increase earning potential. Increase commissions.*

LEVELS	COMMISSIONS
personally enrolled	20%
1	5%
2	10%
3	15%

4_ GENERATION MATCH

EARN % OFF OF YOUR TEAM'S COMMISSIONS


YOU BENEFIT FROM WHAT THEY EARN.

QUALIFY BY HITTING BRONZE EXECUTIVE OR HIGHER.

PAID UP TO 7 GENERATIONS DEEP!

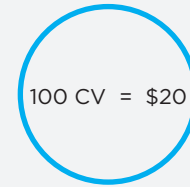
5_ OWNERSHIP POOL

1.5% global CV is paid out each quarter.



2_ FIRST ORDER BONUS

Earn 20% of your distributor enrollments:



FOB +

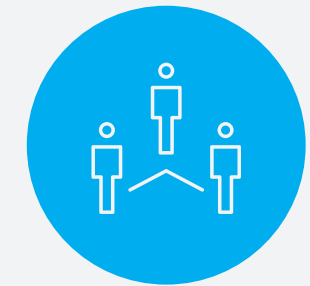
Increase your FOBs reach by qualifying for the FOB+ program

LEVELS	MKR ROOKIE	MKR	RAINMKR	POWER-UP
1	20%	20%	20%	20%
2	5%	5%	5%	5%
3	10%	10%	10%	10%
4		5%	5%	5%
5				2%
6				2%
7				2%

*Find requirements in detailed compensation or "first 8 weeks" sheet

3_ TEAM COMMISSIONS

Earn 10% of purchases made by those in your tree. Paid out in multiples of 300 CV



6_ RANK ADVANCE BONUS*



DIAMOND ELITE : **\$5,000**

BLACK RAIN DIAMOND: **\$10,000**

DOUBLE BLACK RAIN DIAMOND : **\$100,000**

TRIPLE BLACK RAIN DIAMOND: **\$250,000**

*paid out quarterly. one time bonus.

7_ LIFESTYLE BONUS**

PLATINUM ELITE: \$100

PEARL ELITE : \$200

SAPPHIRE ELITE: \$300

DIAMOND ELITE : \$400

BRD: \$500

2 BRD: \$750

3 BRD: \$1,000



**paid out weekly

RANK ADVANCEMENT

WHAT YOU NEED TO QUALIFY

WHAT YOU GET

	PV REQUIREMENT	CV ON LESSER LEG	MANAGER LEGS	PERSONALLY SPONSORED <small>ACTIVE</small>	WEEKLY PERSONAL GV	TIME FRAME	GENERATION PAYOUT	RANK ADVANCE BONUS	LIFESTYLE BONUS	WEEKLY EARNING POTENTIAL
MANAGER	50	MIN. 300CV	—	1 LEFT / 1 RIGHT	—	—	—	—	—	UP TO \$1,000 (TC)
SENIOR MANAGER	50	MIN. 700CV	—	1 LEFT / 1 RIGHT	—	—	—	—	—	UP TO \$1,000 (TC)
EXECUTIVE										
BRONZE EXECUTIVE	100	MIN. 1,500CV	1 ACTIVE	1 LEFT / 1 RIGHT	—	—	1	—	—	\$1,500 (up to \$1,500 TC w/GM)
SILVER EXECUTIVE	100	MIN. 3,000CV	2 ACTIVE	1 LEFT / 1 RIGHT	—	—	2	—	—	\$2,000 (up to \$2,000 TC w/GM)
GOLD EXECUTIVE	100	MIN. 5,000CV	3 ACTIVE	1 LEFT / 1 RIGHT	—	—	3	—	—	\$4,000 (up to \$4,000 TC w/GM)
ELITE										
PLATINUM ELITE	200	MIN. 5,000CV	4 ACTIVE	1 LEFT / 1 RIGHT	MIN. 10,000 <small>MAX 50%*</small>	—	4	—	\$100	\$6,000 (up to \$6,000 TC w/GM, LS BONUS)
PEARL ELITE	200	MIN. 5,000CV	5 ACTIVE	1 LEFT / 1 RIGHT	MIN. 15,000 <small>MAX 50%*</small>	REQUIREMENTS MET** FOR 2 CONSECUTIVE WEEKS	5	—	\$200	\$8,000 (up to \$8,000 TC w/GM, LS BONUS)
SAPPHIRE ELITE	200	MIN. 5,000CV	6 ACTIVE	1 LEFT / 1 RIGHT	MIN. 20,000 <small>MAX 50%*</small>	REQUIREMENTS MET** FOR 3 CONSECUTIVE WEEKS	6	—	\$300	\$10,000 (up to \$10,000 TC w/GM, LS BONUS)
DIAMOND ELITE	200	MIN. 5,000CV	7 ACTIVE	1 LEFT / 1 RIGHT	MIN. 25,000 <small>MAX 50%*</small>	REQUIREMENTS MET** FOR 4 CONSECUTIVE WEEKS	7	\$5,000	\$400	\$20,000 (up to \$20,000 TC w/GM, LS BONUS)
RAIN										
BLACK RAIN DIAMOND	200	MIN. 5,000CV	7 ACTIVE	1 LEFT / 1 RIGHT	MIN. 75,000 <small>MAX 50%</small>	REQUIREMENTS MET** FOR 4 CONSECUTIVE WEEKS	7	\$10,000	\$500	UNLIMITED (up to \$10,000 TC per BC)
DOUBLE BLACK RAIN DIAMOND	200	MIN. 5,000CV	7 ACTIVE	1 LEFT / 1 RIGHT	MIN. 120,000 <small>MAX 30%*</small>	REQUIREMENTS MET** FOR 4 CONSECUTIVE WEEKS	7	\$100,000	\$750	UNLIMITED (up to \$10,000 TC per BC)
TRIPLE BLACK RAIN DIAMOND	200	MIN. 5,000CV	7 ACTIVE	1 LEFT / 1 RIGHT	MIN. 180,000 <small>MAX 25%*</small>	REQUIREMENTS MET** FOR 8 CONSECUTIVE WEEKS	7	\$250,000	\$1,000	UNLIMITED (up to \$10,000 TC per BC)

*Maximum that can come from one enrollment leg

**Total Group Volume calculated as a whole. Over consecutive weeks with look back.
Example: If 60,000 is required to achieve Sapphire, it can be calculated as a total within the three week period.